

## Unit Ref JL 16 x 10 -2

Our standard jackleg cabin range comes with a plastisol external wall finish, a vinyl faced plasterboard internal wall and ceiling finish, with all internal trims in pvc and vinyl floor covering. This gives our cabins a low maintenance, durable and attractive finish, which is suitable for a variety of uses and industries.

This 16 x 10 jackleg open plan unit is ideal for use as an event display stand, office, resource room or as a temporary site accommodation building, among many other uses.

Standard features include:

### **Floor**

- Sealed vinyl flooring, on 15mm flooring grade plywood fixed to 125mm x 50mm pressure treated joists, with 25mm insulation between joists.

### **Wall**

- Sandwich panel wall consisting of 0.5mm plastisol steel externally, 36mm Polystyrene insulation and 12.5mm vinyl-faced or painted plasterboard internally.
- External corner cappings & trims are formed from 0.5mm plastisol steel with 40mm brown bevelled pvc skirting & architrave internally.
- Standard colours include Mushroom wall panels with Van Dyke Brown trims or Goosewing Grey wall panels with Merlin Grey trims. Other colours available on request.

### **Roof**

- Ventilated roof, with marley-blanket covering, on 15mm exterior grade plywood on 125mm x 35mm roof bow joists with 100mm fibre glass insulation between the joists.
- Rainwater collection by extruded aluminum 'J' section gutter.

### **Windows**

- Single glazed 1065 x 1065mm in an aluminium frame with a top sash opening.

### **Doors**

- Exterior doors in solid timber with plastisol steel sheeting, hung in an aluminium frame, with a FD30 rating, with aluminium handles.
- Internal doors are pre finished, hung in a timber frame, FD rated, with 40mm beveled pvc architrave.

### **Electrical**

- Fitted consumer unit for 'ready to go' connection, with double sockets, fluorescent strip lighting, with 2kw electric convector heater.

### **Lifting & Leveling**

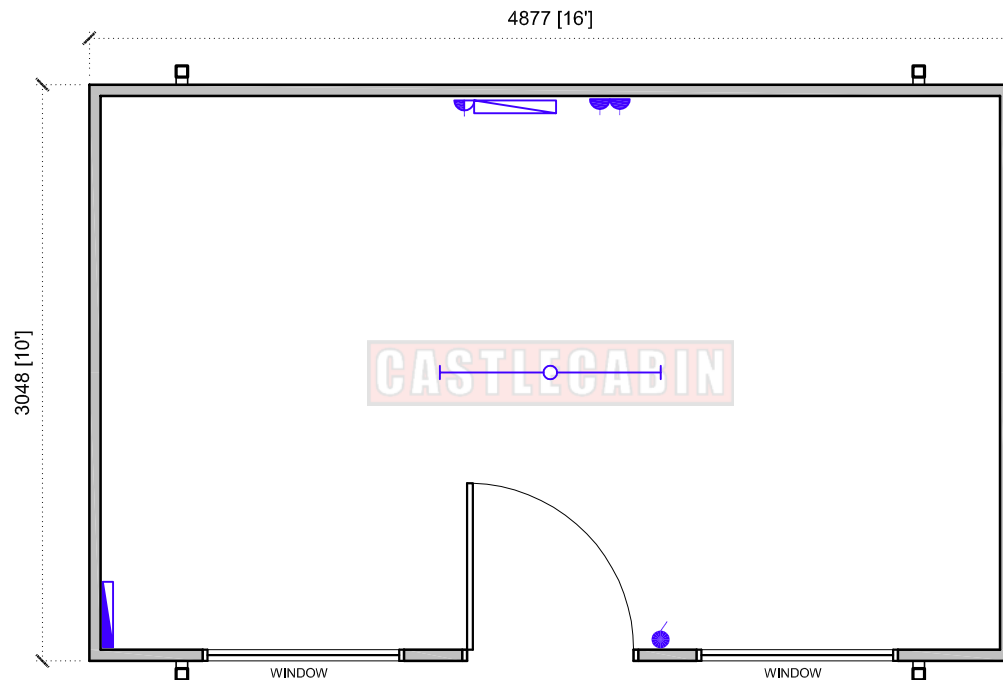
- Lifting eyes incorporated into four adjustable telescopic mild steel jacklegs to facilitate levelling and siting on uneven surfaces.

### **Optional Extras**

If you have specific requirements for your cabin, simply contact us and our design office will accommodate your every requirement. Examples of extras include:






















- Upgrade to uPVC double glazed windows.
- Upgrade to higher insulation u-values in your floor, wall or ceiling.

- Fit Polysafe, safety flooring throughout.
- Security packs available with either mesh coverings or steel shutters for windows & doors.
- Subdivide your unit to create an extra room with a new wall, internal door and electrics where you want it.
- Fit a kitchenette, a bathroom, an extra external door or window to customise your cabin to match your exact requirements.
- Increase the standard building fire rating of 30 minutes to meet your specific requirements.



**FLOOR PLAN**  
SCALE 1:40

**LEGEND**

-  Single Fluorescent Light
-  Twin Fluorescent Light
-  Bulkhead Light
-  Light switch
-  Pull chord light switch
-  13A Twin socket
-  13A Single socket
-  Fan heater
-  Tubular heater
-  Convactor Heater
-  Storage Heater
-  Radiator
-  Consumer Unit
-  Hand Dryer
-  Water heater
-  100mm Extractor fan
-  Electric shower
-  Cooker Point
-  CATT II
-  HL
-  PIR Light Sensor switch

**GENERAL NOTES**

**OUTLINE SPEC:**

**FLOOR:**  
Polystyrene insulation between pressure treated joists on flooring grade plywood finished with vinyl sheet flooring.

**WALLS:**  
Plastisol steel wall panels in Mushroom with trims in Vandek Brown, or Goosewing Grey wall panels, with trims in Merlin Grey. Polystyrene insulation between framing with an internal vinyl faced plasterboard. Skirting in a brown pvc bevelled finish.

**ROOF:**  
Marleydeck blanket bonded to WBP plywood on roof bow joists with fibreglass insulation between the joists. Ceiling finish in a white vinyl faced plasterboard.

**JACKLEGS:**  
Four adjustable telescopic mild steel jacklegs to facilitate levelling.

**DOORS:**  
Exterior doors are solid timber, FD30 rated, with plastisol steel sheeting in an aluminium frame.

**WINDOWS:**  
Single glazed 1065 x 1065mm in an aluminium frame with a top sash opening.

**HEATING:**  
Standard 2KW wall mounted convactor heaters with thermostats.

**ELECTRICAL:**  
Units are pre-wired with fluorescent luminaries for lighting and 13amp sockets outlets. Wiring to R.E.C.I. standards.

**CEILING HEIGHT:**  
2300MM (7.5FT)

PRODUCT CODE  
**JL 16x10 - 2**

TITLE  
**PLAN LAYOUT**

SCALE 1:40      REV. 0

