

## Unit Ref AVTB 12 x 10 -1

Our antivandal bathroom range are secure, extremely durable and low maintenance. External wall surfaces are made of steel with all windows having antivandal secure protective grills. Internally wall finishes are in plastisol steel or vinyl faced plasterboard with all internal trims in pvc and polysafe floor covering.

This 12 x 10 antivandal male bathroom is ideal for use on-site for many industries including civil, general construction, power plant, and security, among many others.

Standard features include:

### **Floor**

- Sealed polysafe flooring, on 15mm flooring grade plywood fixed to 3mm box steel.

### **Wall**

- 3mm profile steel in main section with 2mm profile sheeting on sides. Exterior; primed and painted using two coats of pack paint Ral 5013, (other colours available on request). Polystyrene insulation between framing with an internal plastisol steel panel. Polysafe skirting, cove formed to match flooring.

### **Roof**

- 2mm profile sheeting to roof with ceiling joists and fibre glass insulation between the joists. Ceiling finish in a white vinyl faced plasterboard.

### **Windows**

- Single glazed 280mm high x 60mm wide, with a fixed outside mesh security grill.

### **Doors**

- Exterior steel security door, secured by turn lock top and bottom.

### **Electrical**

- Units are pre-wired with fluorescent luminaries for lighting, all to IP rating.

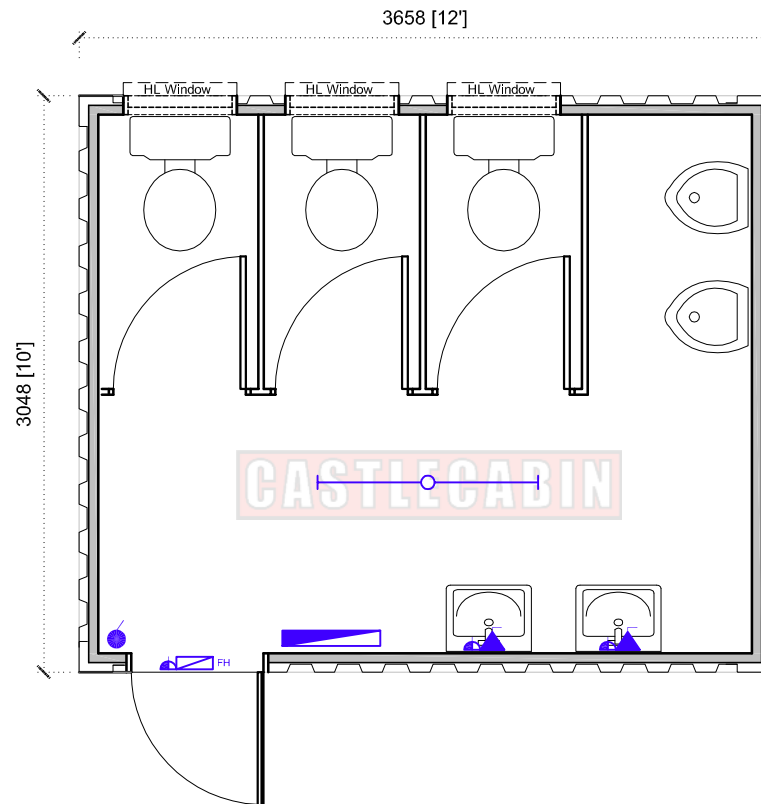
### **Plumbing**

- Standard Sanitary Ware Kit, water closet white porcelain with cistern, plastic toilet seat, white porcelain sink with pillar taps and mirror. Electrical water heater, 300 litres, 6 kW. Helios HV 200/4R fan, 450 m<sup>3</sup>/h, plus fan covers.

### **Optional Extras**






















If you have specific requirements for your cabin, simply contact us and our design office will accommodate your every requirement. Examples of extras include:

- Fit a shower unit(s).
- Upgrade to uPVC double glazed windows.
- Upgrade to higher insulation u-values in your floor, wall or ceiling.
- Increase the standard building fire rating of 30 minutes to meet your specific requirements.



**FLOOR PLAN**  
SCALE 1:25

**LEGEND**

-  Single Fluorescent Light
-  Twin Fluorescent Light
-  Bulkhead Light
-  Light switch
-  Pull chord light switch
-  13A Twin socket
-  13A Single socket
-  Fan heater
-  Tubular heater
-  Convector Heater
-  Storage Heater
-  Radiator
-  Consumer Unit
-  Hand Dryer
-  Water heater
-  100mm Extractor fan
-  Electric shower
-  Cooker Point
-  CATT II Spec
-  HL High Level Window
-  PIR Light Sensor switch

**GENERAL NOTES**

PRODUCT CODE

**AVTB 12x10-1**

TITLE

**PLAN LAYOUT**

SCALE 1:25

REV. 0

**CASTLECABIN**  
www.castlecabin.ie

**OUTLINE SPEC:**

**FLOOR:**  
Base manufactured from 3mm box steel with flooring grade plywood finished with Polysafe flooring.

**WALLS:**  
3mm steel in main section with 2mm profiles sheeting on sides. Exterior primed and painted using two coats of pack paint Ral 5013. Polystyrene insulation between framing with an internal plasticol steel panel. Polysafe skirting, cove formed to match flooring.

**ROOF:**  
2mm profiled sheeting to roof with ceiling joists and fibre glass insulation between the joists. Ceiling finish in a white vinyl faced plasterboard.

**DOORS:**  
Exterior steel security doors with secure mortice locking system, top and bottom.

**WINDOWS:**  
Single glazed 280mm high x 600mm wide, with a fixed outside mesh security grill.

**HEATING:**  
Wall mounted blow or tubular heaters as indicated with thermostats.

**ELECTRICAL:**  
Units are pre-wired with fluorescent luminaries for lighting and 13amp sockets outlets, all to IP rating. Wiring to R.E.C.I. standards

**PLUMBING:**  
Where indicated; Part M Disabled Sanitary Ware Kit/Standard Sanitary Ware Kit, water closet white porcelain with cistern, plastic toilet seat, white porcelain sink with pillar taps and mirror. Electrical water heater, 300 litres, 6 kW. Hellos HV 200/4R fan, 450 m<sup>3</sup>/h, plus fan covers.

**CEILING HEIGHT:**  
2140MM (7FT)