

Unit Ref AV 24 x 10 - WC

Our standard antivandal cabin range are secure, extremely durable and low maintenance. External wall surfaces are made of steel with all windows having antivandal secure protective shutters. Internally wall and ceiling finishes are in vinyl faced plasterboard with all internal trims in pvc and vinyl floor covering.

This 24 x 10 antivandal two roomed with a bathroom unit, is ideal for use as a multi office, an office with a separate kitchenette, or as a multi room temporary site accommodation building, among many other uses, with the added advantage of in-house sanitary facilities.

Standard features include:

Floor

- Sealed vinyl flooring, on 15mm flooring grade plywood, fixed to 80mm x 35mm x 3mm box steel at 400 centres, with 25mm insulation between joists.

Wall

- 3mm profile steel in main section with 2mm profile sheeting on sides. Exterior; primed and painted using two coats of pack paint Ral 5013, Polystyrene insulation between framing with an internal vinyl faced plasterboard. Skirting in a brown pvc bevelled finish. Other colours available on request.

Roof

- 2mm profile sheeting to roof with ceiling joists and fibre glass insulation between the joists. Ceiling finish in a white vinyl faced plasterboard.

Windows

- Single glazed 990mm x 990mm with a top sash opening with vent sliding steel shutters on a concealed coburn track, operated from within the unit.

Doors

- Exterior steel security doors with two five lever mortice locking system, top and bottom.

Electrical

- Fitted consumer unit for 'ready to go' connection, with double sockets, fluorescent strip lighting, with 2kw electric convector heater. IP rated fittings to bathroom area.

Sanitary

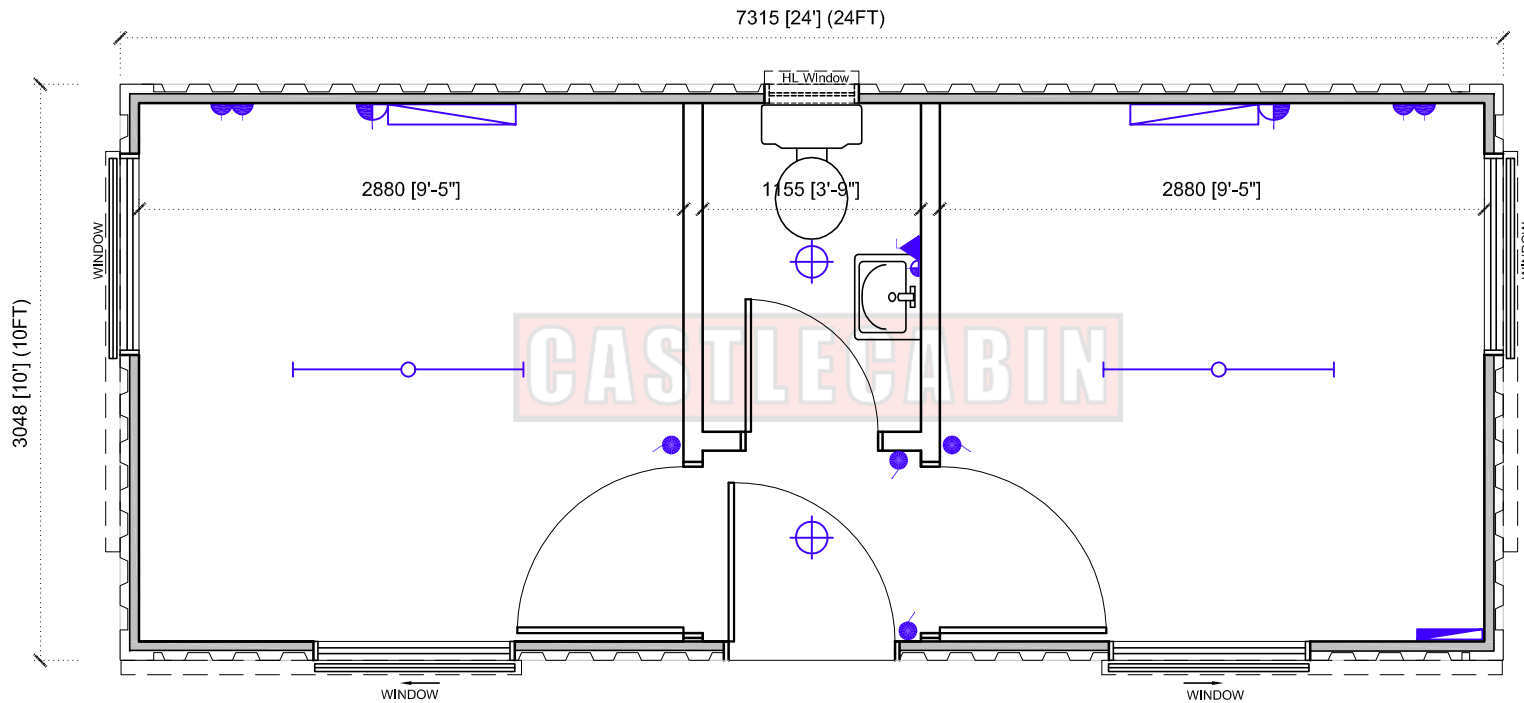
- Standard Sanitary Ware Kit, water closet white porcelain with cistern, plastic toilet seat, white porcelain sink with pillar taps and mirror. Electrical water heater, 300 litres, 6 kW. Helios HV 200/4R fan, 450 m³/h, plus fan covers.

Optional Extras

If you have specific requirements for your cabin, simply contact us and our design office will accommodate your every requirement. Examples of extras include:























- Upgrade to uPVC double glazed windows.
- Upgrade to higher insulation u-values in your floor, wall or ceiling.
- Fit a kitchenette, a bathroom, an extra external door or window to customise your cabin to match your exact requirements.
- Fit Polysafe, safety flooring throughout.

- Increase the standard building fire rating of 30 minutes to meet your specific requirements.



FLOOR PLAN
SCALE 1:40

LEGEND

-  Single Fluorescent Light
-  Twin Fluorescent Light
-  Bulkhead Light
-  Light switch
-  Pull chord light switch
-  13A Twin socket
-  13A Single socket
-  Fan heater
-  Tubular heater
-  Convector Heater
-  Storage Heater
-  Radiator
-  Consumer Unit
-  Hand Dryer
-  Water heater
-  100mm Extractor fan
-  Electric shower
-  Cooker Point
-  CATT II Spec
-  High Level Window
-  PIR Light Sensor switch
-  SLIDING SHUTTER

GENERAL NOTES

OUTLINE SPEC:

FLOOR:

Base manufactured from 3mm box steel with flooring grade plywood finished with Polysafe flooring.

WALLS:

3mm steel in main section with 2mm profiles sheeting on sides. Exterior; primed and painted using two coats of pack paint Ral 5013, Polystyrene insulation between framing with an internal plasticol steel panel. Polysafe skirting, cove formed to match flooring.

ROOF:

2mm profiled sheeting to roof with ceiling joists and fibre glass insulation between the joists. Ceiling finish in a white vinyl faced plasterboard.

DOORS:

Exterior steel security doors with secure morrice locking system, top and bottom.

WINDOWS:

Single glazed 280mm high x 600mm wide, with a fixed outside mesh security grill.

HEATING:

Wall mounted blow or tubular heaters as indicated with thermostats.

ELECTRICAL:

Units are pre-wired with fluorescent luminaires for lighting and 13amp sockets outlets, all to IP rating. Wiring to R.E.C.I. standards

PLUMBING:

Where indicated; Part M Disabled Sanitary Ware Kit/Standard Sanitary Ware Kit, water closet white porcelain with cistern, plastic toilet seat, white porcelain sink with pillar taps and mirror. Electrical water heater, 300 litres, 6 kW. Helios HV 200/4R fan, 450 m³/h, plus fan covers.

CEILING HEIGHT:

2140MM (7FT)

PRODUCT CODE

AV 24x10-WC

TITLE

PLAN LAYOUT

SCALE 1:40

REV. 0

CASTLECABIN
www.castlecabin.ie