

Unit Ref AV S 21 x 8 – Combo

When site space is at a premium and office/storage space is required the 21 x 8 'combo' unit is the ideal solution as the unit contains both an office and separate storage space. This steel office/store is secure and extremely durable. Used for on-site office and storage for a variety of industries such as civil and wind farm projects, among many others.

Standard features include:

Floor

- Base manufactured from 3mm box steel with flooring grade plywood finish.

Wall

- 3mm profile steel in main section with 2mm profiles sheeting on sides. Exterior; primed and painted using two coats of pack paint Ral 5013,
Office area only: Polystyrene insulation between framing with an internal vinyl faced plasterboard, skirting in a brown pvc bevelled finish.

Roof

- 3mm profile steel. Exterior; primed and painted using two coats of pack paint in Ral 5013, with other colours available on request.
Office area only: Ceiling joists and fibre glass insulation between the joists. Ceiling finish in a white vinyl faced plasterboard.

Windows

- Office area only: Single glazed 990mm x 990mm with a top sash opening with vent sliding steel shutters on a concealed coburn track, operated from within the unit.

Doors

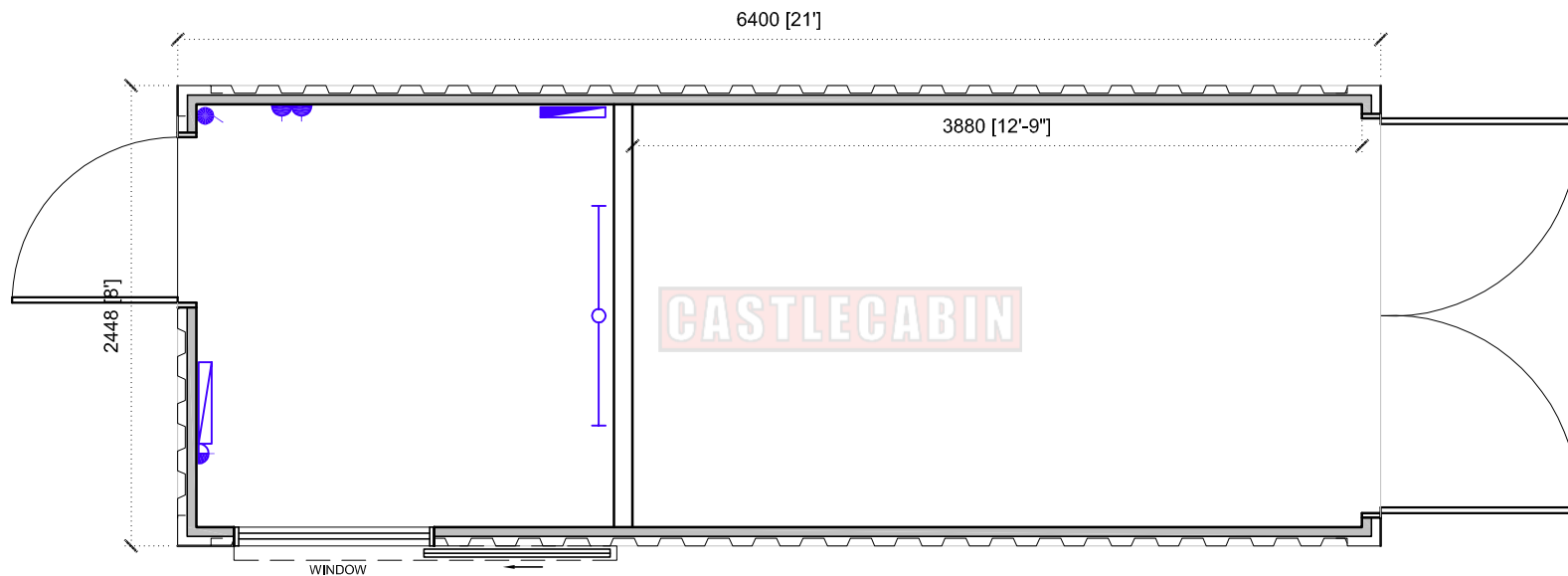
- Storage area: Double opening exterior steel security doors with a steel key operated lock box.
- Office Area: Exterior steel security doors with two five lever mortice locking system, top and bottom.

Lifting & Leveling

- Lifting eyes incorporated into four adjustable telescopic mild steel jacklegs to facilitate levelling and siting on uneven surfaces.

























Optional Extras

If you have specific requirements for your storage unit, simply contact us and our design office will accommodate your every requirement.



FLOOR PLAN
SCALE 1:40

LEGEND

-  Single Fluorescent Light
-  Twin Fluorescent Light
-  Bulkhead Light
-  Light switch
-  Pull chord light switch
-  13A Twin socket
-  13A Single socket
-  Fan heater
-  Tubular heater
-  Convector Heater
-  Storage Heater
-  Radiator
-  Consumer Unit
-  Hand Dryer
-  Water heater
-  100mm Extractor fan
-  Electric shower
-  Cooker Point
-  CATT II
-  CAT II Spec
-  HL
-  High Level Window
-  PIR Light Sensor switch
-  SLIDING SHUTTER

GENERAL NOTES

OUTLINE SPEC:

FLOOR:
Base manufactured from 3mm box steel with flooring grade plywood finish.

ROOF & WALLS:
3mm profile steel. Exterior; primed and painted using two coats of pack paint.

DOORS:
Exterior doors in 3mm flat steel with secure box lock.

CEILING HEIGHT:
2250MM (7FT 4")

OPTIONAL: Insulated and drylined containers with 100mm fibre glass insulation and 12,5mm plywood available.

PROJECT CODE

AV S 21x8-Combo

TITLE

PLAN LAYOUT

SCALE 1:40

REV. 0

