



Unit Ref AV S 10 x 8 - Store

If space is at a premium our standard 10 x 8 steel storage range is the perfect fit. Like our 21 x 8 steel store, the 10 x 8 is secure and extremely durable with a steel key operated lock box. Used for the storage of a variety of material, e.g. site plant or material.

Standard features include:

Floor

- Base manufactured from 3mm box steel with flooring grade plywood finish.

Wall & Roof

- 3mm profile steel. Exterior; primed and painted using two coats of pack paint in Ral 5013, with other colours available on request.

Doors

- Double opening exterior steel security doors with a steel key operated lock box.

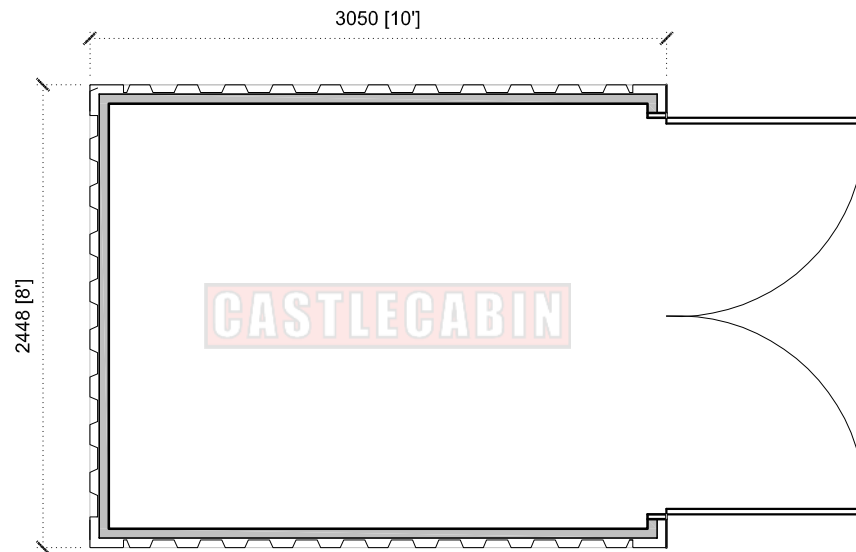
Lifting & Leveling

- Lifting eyes incorporated into four adjustable telescopic mild steel jacklegs to facilitate levelling and siting on uneven surfaces.

Optional Extras
























If you have specific requirements for your storage unit, simply contact us and our design office will accommodate your every requirement. Examples of extras include:

- Fit a consumer unit for 'ready to go' connection, with double sockets and fluorescent strip lighting.
- Incorporate internal shelving if required.



FLOOR PLAN
SCALE 1:40

LEGEND

-  Single Fluorescent Light
-  Twin Fluorescent Light
-  Bulkhead Light
-  Light switch
-  Pull chord light switch
-  13A Twin socket
-  13A Single socket
-  Fan heater
-  Tubular heater
-  Convactor Heater
-  Storage Heater
-  Radiator
-  Consumer Unit
-  Hand Dryer
-  Water heater
-  100mm Extractor fan
-  Electric shower
-  Cooker Point
-  CATT II Spec
-  High Level Window
-  PIR Light Sensor switch
-  SLIDING SHUTTER
-  WINDOW

GENERAL NOTES

OUTLINE SPEC:

FLOOR:
Base manufactured from 3mm box steel with flooring grade plywood finish.

ROOF & WALLS:
3mm profile steel. Exterior; primed and painted using two coats of pack paint.

DOORS:
Exterior doors in 3mm flat steel with secure box lock.

CEILING HEIGHT:
2250MM (7FT 4")

OPTIONAL: Insulated and drylined containers with 100mm fibre glass insulation and 12.5mm plywood available.

PROJECT CODE

AV S 10x8-Store

TITLE

PLAN LAYOUT

SCALE 1:40

REV. 0

CASTLECABIN
www.castlecabin.ie