

Unit Ref AV 12 x 10 - 1

Our standard antivandal cabin range are secure, extremely durable and low maintenance. External wall surfaces are made of steel with all windows having antivandal secure protective shutters. Internally wall and ceiling finishes are in vinyl faced plasterboard with all internal trims in pvc and vinyl floor covering.

This 12 x 10 antivandal open plan unit is ideal for use as a security office, site office, small works canteen, a gate access control point among many others.

Standard features include:

Floor

- Sealed vinyl flooring, on 15mm flooring grade plywood, fixed to 80mm x 35mm x 3mm box steel at 400 centres, with 25mm insulation between joists.

Wall

- 3mm profile steel in main section with 2mm profile sheeting on sides. Exterior; primed and painted using two coats of pack paint Ral 5013, Polystyrene insulation between framing with an internal vinyl faced plasterboard. Skirting in a brown pvc bevelled finish. Other colours available on request.

Roof

- 2mm profile sheeting to roof with ceiling joists and fibre glass insulation between the joists. Ceiling finish in a white vinyl faced plasterboard.

Windows

- Single glazed 990mm x 990mm with a top sash opening with vent sliding steel shutters on a concealed coburn track, operated from within the unit.

Doors

- Exterior steel security doors with two five lever mortice locking system, top and bottom.

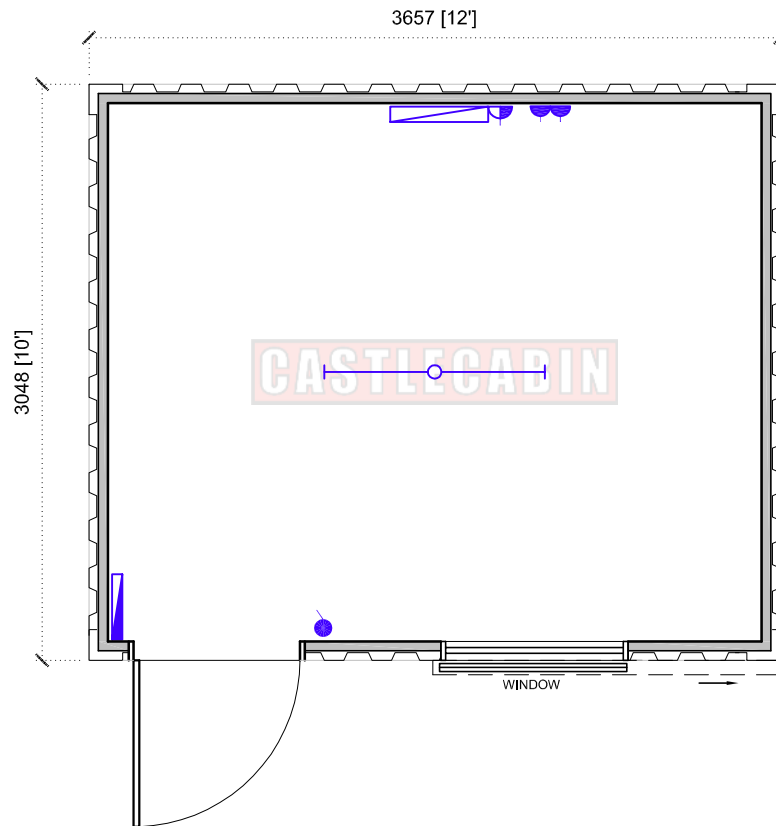
Electrical

- Fitted consumer unit for 'ready to go' connection, with double sockets, fluorescent strip lighting, with 2kw electric convector heater.

Optional Extras























If you have specific requirements for your cabin, simply contact us and our design office will accommodate your every requirement. Examples of extras include:

- Upgrade to uPVC double glazed windows.
- Upgrade to higher insulation u-values in your floor, wall or ceiling.
- Fit Polysafe, safety flooring throughout.
- Increase the standard building fire rating of 30 minutes to meet your specific requirements.



FLOOR PLAN
SCALE 1:40

LEGEND

-  Single Fluorescent Light
-  Twin Fluorescent Light
-  Bulkhead Light
-  Light switch
-  Pull chord light switch
-  13A Twin socket
-  13A Single socket
-  Fan heater
-  Tubular heater
-  Convactor Heater
-  Storage Heater
-  Radiator
-  Consumer Unit
-  Hand Dryer
-  Water heater
-  100mm Extractor fan
-  Electric shower
-  Cooker Point
-  CATT II Spec
-  High Level Window
-  PIR Light Sensor switch
-  Sliding Shutter

GENERAL NOTES

OUTLINE SPEC:

FLOOR:
Base manufactured from 3mm steel with flooring grade plywood finished with vinyl sheet flooring.

WALLS:
3mm steel in main section with 2mm profiled sheeting on sides. Exterior; primed and painted using two coats of pack paint Ral 5013, Polystyrene insulation between framing with an internal vinyl faced plasterboard. Skirting in a brown pvc bevelled finish.

ROOF:
2mm profiled sheeting to roof with ceiling jolts and fibre glass Insulation between the jolts. Ceiling finish in a white vinyl faced plasterboard.

DOORS:
Exterior steel security doors with two five lever mortice locking system, top and bottom.

WINDOWS:
Single glazed 990mm x 990mm with a top sash opening with vent sliding steel shutters on a concealed coburn track, operated from within the unit.

HEATING:
Standard 2KW wall mounted convactor heaters with thermostats.

ELECTRICAL:
Units are pre-wired with fluorescent luminaires for lighting and 13amp sockets outlets. Wiring to R.E.C.I. standards.

CEILING HEIGHT:
2140MM (7FT)

PRODUCT CODE

AV 12x10 - 1

TITLE

PLAN LAYOUT

SCALE 1:40

REV. 0

CASTLECABIN
www.castlecabin.ie